


JOB/TASK: INSTALLATION OF FLUME VENTS AND WHIRLY BIRDS TO A RESIDENTIAL BUILDING		DATE: 31/01/2013			
SUPERCEDES: Ref: 02 Dated 01/06/2010		Analysis by: Paul Arksey, Doug Boomer, John Payne			
CLIENT NAME & ADDRESS :		Permits / Competencies Required: "White" Card or equivalent, Site Safety Manual			
EQUIPMENT/TOOLS REQUIRED: Scaffolding Snips Ladder Level First Aid Kit Silicone Gun Electrical Cables and Tools		PERSONAL PROTECTIVE EQUIPMENT REQUIRED:  Above PPE to be available and worn as per site requirement			
RISK LEVEL H = high M = med L = low N = negligible					
N o	JOB/TASK STEP	POTENTIAL HAZARDS	INITIAL RISK LEVEL	SAFE WORK / CONTROL MEASURES	FINAL RISK LEVEL
1	Arrival on Site	<ol style="list-style-type: none"> 1. Parking on public roads 2. Breach of site safety requirement 3. Mobile plant, vehicle movement 4. Site congestion 5. Weather conditions 6. Young workers 7. Construction Site Hazards - Lacerations Bruising Objects falling from above Impalement Trips / Slips Multi unit site 	M	<ol style="list-style-type: none"> 1. As far as possible do not park on busy road, concentrate on safely accessing site when out of vehicle 2. PPE to be worn as per site signage or safety plan. Hard hats to be worn on construction sites 3. Do not approach mobile plant / vehicle unless driver signals OK 4. Liaise with other trades 5. Plan task, be aware of the forecast and check for approaching change in weather 6. Young or inexperienced workers to be supervised at all times 7. Inspect site to identify hazards and complete the Site Safety Report. JSA Variation Form to be completed if hazard not controlled by this JSA <p>Consider barricades or signage plus liaison with other trades</p>	L

JOB/TASK: INSTALLATION OF FLUME VENTS AND WHIRLY BIRDS TO A RESIDENTIAL BUILDING		DATE: 31/01/2013			
2	Setting up	1. Sprains and strains 2. Power lines 3. Electrical 4. Hazardous Substances	H	1. Stretching / warm up exercises are recommended upon arrival to site, Use lifting techniques, do not strain to lift, get someone to help 2. Check clearance to power lines 3. Conduct pre-start check of any power tools and inspection tag – DO NOT use if damaged or tags are out of date, All tools and leads to be RCD protected, Run leads out of way from potential damage and out of water 4. If using a “Hazardous Substance” ensure there is a MSDS in the Site Safety Manual. Obtain from supplier if substance is not from BGC	M
3	Loading and fitting whirly birds and gutters	1. Falls 2. Cuts 3. Environmental hazards	H	1. Scaffolding required for 2 storey buildings or if worker is over 3 metres above ground Use gutter guard to secure ladder Ladder to be on level stable ground If using hooks to hang flumes from gutter, use extreme caution when approaching the gutter to retrieve them when on the roof Tool belts are recommended to keep hands free when climbing or descending ladder Refer to Code of Practice for the Prevention of Falls in the Workplace for additional guidance if required 2. Be aware of cut edges, do not place off cuts close to thoroughfares 3. Be aware of weather forecast and observe rapid changes in the weather.	M

JOB/TASK: INSTALLATION OF FLUME VENTS AND WHIRLY BIRDS TO A RESIDENTIAL BUILDING		DATE: 31/01/2013			
4	Clean up after completion	<ol style="list-style-type: none"> Falls / Slips and trips Sprains and strains Cuts Harm to reputation or other trades 	M	<ol style="list-style-type: none"> Check site conditions have been changed by other trades before climbing down Use the proper manual handling steps to prevent injury Handle off cuts with care, wear gloves as required and place material in bins or out of way of other workers Ensure all rubbish is disposed into bin if provided Remove any signage and / or barricades Leave site in a safe condition 	L
5	Leave Site	<ol style="list-style-type: none"> Mobile plant or vehicles Public roads and traffic 	M	<ol style="list-style-type: none"> Do not approach mobile plant / vehicle unless driver signals OK If loading work vehicles on public roads use traffic cones and or spotters 	L

Reviewed by:



Doug Boomer, Roofing Manager

DATE: 1/3/13



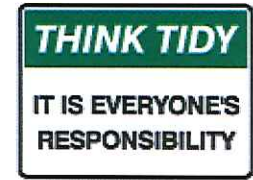
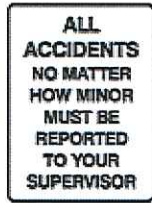
Keith Walker, Divisional Manager

DATE: 5/3/13



John Payne, OHS Manger

DATE: 31/1/2013



I, (print name)..... hereby confirm that I have read and been trained in Job Safety Analysis no.

04.00 agree to comply with the Safe Work / Control Measures

Signed:

Date: